

# The effect of music on pain perception in women scheduled for elective cesarean section: a systematic review and meta-analysis

Ahmed Taher Masoud,<sup>1</sup> Ahmed Samy,<sup>2</sup> Ahmed M. Elshrery,<sup>3</sup> Esraa Taher,<sup>4</sup> Kerollos H. Shaker,<sup>5</sup> Ahmed M. Abbas<sup>6</sup>

**Keywords:** Music, pain, cesarean section, anxiety, delivery

## Abstract

**Objective:** To study the effect of music on pain perception in women scheduled for elective cesarean section (CS)

**Search Strategy:** We used the following keywords ("music" or "music therapy" and any of the following: cesarean section OR cesarean delivery OR CS OR cesarean OR Caesarean OR "post-op")

**Selection Criteria:** We included all studies satisfying the following criteria: (1) Population: pregnant women scheduled for cesarean section. (2) Intervention: the addition of any type of music to routine care compared with routine care alone. (3) Study design: randomized controlled trials (RCTs). We excluded the following: (1) non-randomized trials, (2) in vitro and animal studies, (3) studies in languages other than English, and (4) studies whose data were unreliable for extraction and analysis.

**Data Collection and Analysis:** Data extraction was independently performed using a

standardized form. In case of discrepancies, a consensus was reached after the involvement of the senior investigator. Then, data were extracted from assessed articles and entered RevMan software for meta-analysis.

**Main Results:** Pooled data significantly favored the music group over the non-music one in terms of pain and anxiety scores ( $p < 0.001$ ). Heart rate, systolic and diastolic blood pressure did not differ significantly between both groups.

**Conclusion:** Music can be used during, before, and after cesarean section to reduce associated pain and anxiety.

<sup>1</sup>Faculty of Medicine, Fayoum University, Fayoum, Egypt.

<sup>2</sup>Department of Obstetrics and Gynecology, Faculty of Medicine, Cairo University, Cairo, Egypt.

<sup>3</sup>Faculty of Medicine Alazhar University new Damietta, Damietta, Egypt.

<sup>4</sup>Faculty of Medicine, Kafr Elsheikh University, Kafr Elsheikh, Egypt.

<sup>5</sup>Faculty of Medicine, South Valley University, Qena, Egypt.

Please cite this paper as: Masoud AT, Samy A, Elshrery AM, Taher E, Shaker KH, Abbas AM. The effect of music on pain perception in women scheduled for elective cesarean section: a systematic review and meta-analysis. POG in Press. 2020 July; Article 1 [ 15 p.]. Available from: [http://ir.uiowa.edu/pog\\_in\\_press/](http://ir.uiowa.edu/pog_in_press/). Free full text article.

**Corresponding author:** Ahmed M. Abbas, MD, Department of Obstetrics and Gynecology, Assiut University, Egypt, Women Health Hospital, 71511, Assiut Egypt. Cellular: +20 10033851833. Tel: +20 88 2414616. Fax: +20 88 9202503. E-mail: [bmr90@hotmail.com](mailto:bmr90@hotmail.com)

**Financial Disclosure:** The authors report no conflict of interest.

Copyright: © 2020 Masoud et al. This is an open-access article distributed under the terms of the Creative Commons Attribution License, which permits unrestricted use, distribution, and reproduction in any medium, provided the original author and source are credited.

<sup>6</sup>Department of Obstetrics and Gynecology, Faculty of Medicine, Assiut University, Assiut, Egypt.

## **Introduction**

Delivery by cesarean section (CS) has become increasingly common and considered a life-saving procedure for both the mother and the infant in certain medical indications.<sup>1</sup> Previous evidence suggests that CS rates of 10-15% could be associated with reduced both maternal and perinatal morbidity and mortality rates.<sup>2,3</sup> Recent studies show that CS rates have dramatically increased throughout the 21<sup>st</sup> century particularly in developed countries.<sup>4,5</sup>

Some studies have addressed the effect of anxiety on birth outcomes and identified a negative impact on the duration of the operation and even selection of the type of anaesthesia,<sup>6-10</sup> which in turn highlighted the need for psychological interventions to overcome this anxiety.<sup>10</sup>

Another major concern of CS is postoperative pain which is more severe when compared to normal vaginal delivery.<sup>11</sup> In a questionnaire study of 220 patients who underwent a CS, 46.8% of the participants complained of immediate postoperative pain.<sup>12</sup> Besides being an irritant, postoperative pain could possibly interrupt with breastfeeding after the operation.<sup>13,14</sup>

More recently, studies have investigated the efficacy of non-clinical interventions to deal with the negative physiological and psychological aspects of surgical procedures which may reduce the need for pharmacological interventions.<sup>15,16</sup>

One of the widely investigated interventions is music.<sup>17</sup> The impact of music on the negative aspects of surgical procedures including pain and pre- and postoperative anxiety has been thoroughly addressed over the last few decades.<sup>18,19</sup> Recent studies have identified a link between music and cesarean sections and shown a possible impact of a music intervention before, during or after surgery on peri-operative anxiety and postoperative pain.<sup>20-27</sup>

The purpose of this systematic review and meta-analysis is to investigate the effect of music with routine care versus routine care alone on postoperative pain and anxiety in women undergoing elective CS and also the impact of music on other physiological measures including: heart rate (HR), systolic blood pressure (SBP) and diastolic blood pressure (DBP).

## **Materials and Methods**

We followed the PRISMA statement guidelines<sup>28</sup> during the preparation of this systematic review and meta-analysis and performed all steps in accordance with the Cochrane handbook of systematic reviews of intervention.<sup>29</sup> No informed consents or ethical committee approval were needed as this is a systematic review of previously published studies

### *Literature search strategy*

We conducted an electronic search of databases including PubMed, Web of Science, SCOPUS, and Cochrane CENTRAL, using the following keywords ("music" or "music therapy" and any of the following: cesarean section OR

cesarean delivery OR CS OR cesarean OR Caesarean OR "post-op\*). All published articles were considered, and only English articles were selected. We searched the bibliography of included studies for additional relevant records.

#### Eligibility criteria and study selection

We included all studies satisfying the following criteria

1. *Population:* Pregnant women scheduled for planned cesarean sections.
2. *Intervention:* The addition of any type of music to routine care compared with routine care alone before or during CS.
3. *Outcomes:* The main outcome measures were pain intensity, anxiety during and after CS, blood pressure, and heart rate.
4. *Study design:* randomized controlled trials (RCTs).

We excluded the following

1. *non-randomized trials*
2. *in vitro and animal studies*
3. *studies whose data were unreliable for extraction and analysis*

Two authors independently removed duplicates. Three authors retrieved references and performed the screening in two steps; the first step was to screen titles/abstracts for matching our inclusion criteria and the second step was to screen the full-text articles of

eligible abstracts for eligibility to meta-analysis.

#### Data extraction

Data extraction was independently performed using a standardized form. Data included first author, year of publication, post-operative pain, heart rate, systolic blood pressure, diastolic blood pressure, anxiety score, and morphine usage post-operatively. Two investigators independently scored the studies and collected the information. In case of discrepancies in scoring between the two investigators, a consensus was reached after the involvement of the senior investigator.

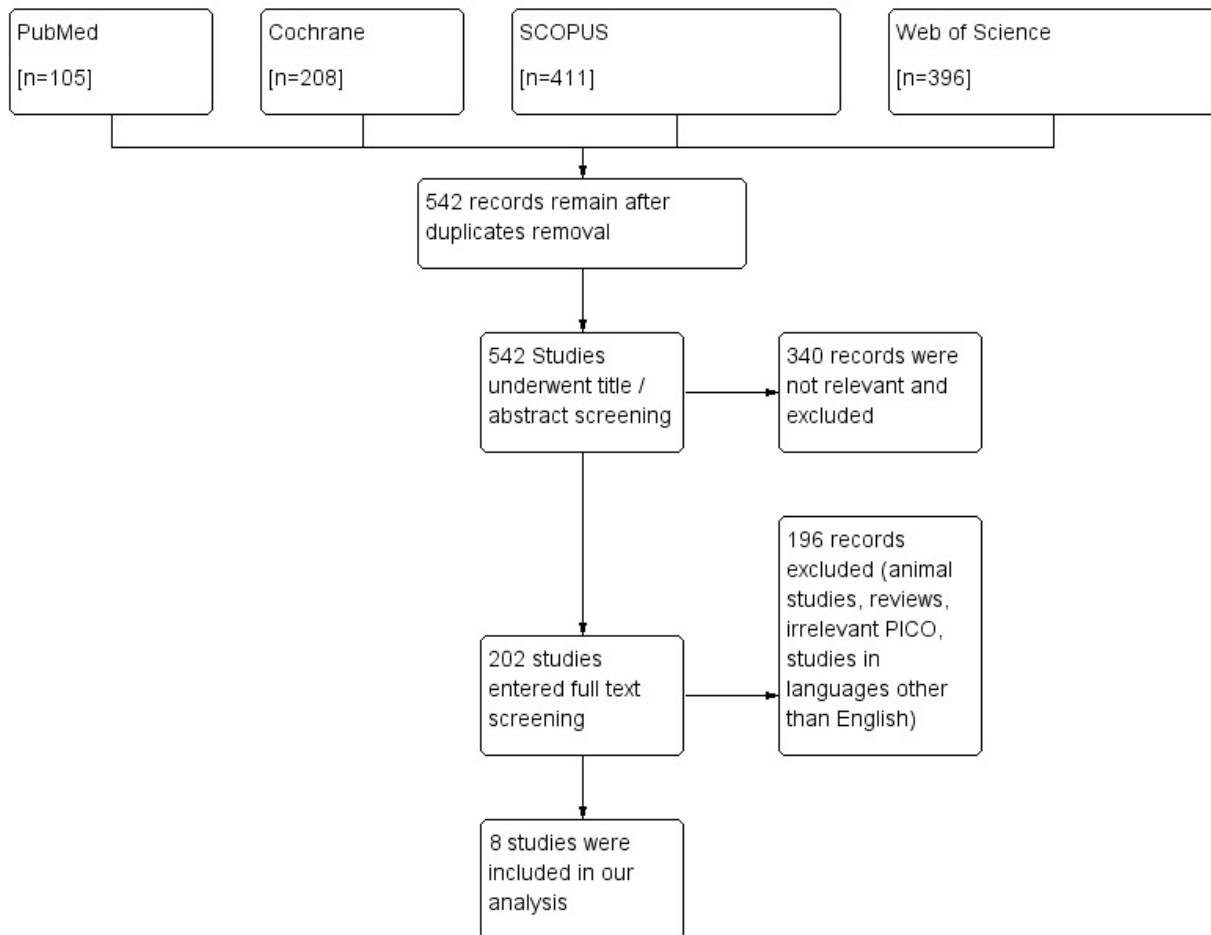
#### Risk of bias assessment

To assess the risk of bias in the retrieved clinical trials, we utilized the Cochrane risk of bias assessment tool, provided in Chapter 8.5 of the *Cochrane Handbook of Systematic Reviews of Interventions* 5.1.0.<sup>30</sup> Risk of bias assessment included the following domains: sequence generation (selection bias), allocation sequence concealment (selection bias), blinding of participants and personnel (performance bias), blinding of outcome assessment (detection bias), incomplete outcome data (attrition bias), selective outcome reporting (reporting bias) and other potential sources of bias, the authors' judgment is categorized as 'Low risk', 'High risk' or 'Unclear risk' of bias. Any discrepancies between the two assessors were resolved through discussion. We utilized the quality assessment table provided in Chapter 8.5 part 2 of the same book.<sup>30</sup>

Data synthesis

Data were extracted from assessed articles and entered into RevMan software (Review Manager, version 5.3, The Cochrane Collaboration, 2011; The Nordic Cochrane Centre, Copenhagen, Denmark) for meta-analysis. Afterward, the weighted mean difference was

calculated. Statistical heterogeneity between studies was assessed by I-square ( $I^2$ ) statistics, and values of  $\geq 50\%$  were indicative of high heterogeneity. When heterogeneity was significant, a random-effects model was used for meta-analysis. Fixed effects model of meta-analysis was used when there was no significant heterogeneity.



**Figure 1: PRISMA flow chart of selected studies**

## Results

### Results of literature search

Our search strategy resulted in 542 studies. After title and abstract screening, 202 articles were available for full-text screening. We excluded 196 of them, and finally, eight studies matched our inclusion criteria and were included in the final analysis.<sup>20-27</sup> The PRISMA flow diagram for study selection is shown in Figure 1. A total of eight RCTs met our inclusion criteria, which included 818 women. The summary of the included studies is presented in Table 1, and their main

results are presented in Table 2.

The following were the sites of the included studies: One study in Israel,<sup>20</sup> one study in China,<sup>22</sup> one study in Turkey,<sup>23</sup> one study in Taiwan,<sup>25</sup> one study in Germany,<sup>27</sup> and three studies in Iran.<sup>21,24,26</sup> Kushnir et al.<sup>20</sup> and Li and Dong<sup>22</sup> tested the effect of music listening in the preoperative waiting area. Ebneshahidi and Mohseni<sup>24</sup> and Norouzi et al.<sup>26</sup> played music in the postoperative care unit. The remaining studies addressed the effect of music listening intra-operatively during CS.<sup>21,23,25,27</sup>

**Table 1: Summary of the characteristics of included studies**

Study ID	Site of the study	Time of music listening	Type of music	Duration of music listening	Choice of music	Type of anesthesia
<b>Kushnir 2012<sup>20</sup></b>	Israel	Pre-operative	Light classical music, and Israeli tunes	40 min	Patient choice	Regional
<b>Reza 2007<sup>21</sup></b>	Iran	Intra-operative	Spanish style guitar music	Variable	Research team choice	General
<b>Li 2012<sup>22</sup></b>	China	Pre-operative	Chinese classical music	30 min	Patient choice	Regional
<b>Handan 2017<sup>23</sup></b>	Turkey	Intra-operative	NA	Variable	Patient choice	Regional
<b>Ebneshahidi 2008<sup>24</sup></b>	Iran	Post-operative	NA	30 min	Patient choice	General
<b>Chang 2005<sup>25</sup></b>	Taiwan	Intra-operative	Western classical, new age, or Chinese religious music	87.59 ± 13.01	Patient choice	Regional
<b>Norouzi 2013<sup>26</sup></b>	Iran	Post-operative	Soft instrumental	30 min	Research team choice	Regional
<b>Hepp 2018<sup>27</sup></b>	Germany	Intra-operative	Lounge, classical, jazz, and meditation music	Variable	Patient choice	Regional

**Table 2: Summary of the results included studies**

Study ID	Population	Results
Kushnir 2012 <sup>20</sup>	60 women underwent elective cesarean section	Women who listened to music before a cesarean section had a significant increase in positive emotions and a significant decline in negative emotions and perceived threat of the situation when compared with women in the control group, who exhibited a decline in positive emotions, an increase in the perceived threat of the situation, and had no change in negative emotions. Women who listened to music also exhibited a significant reduction in systolic blood pressure compared with a significant increase in diastolic blood pressure and respiratory rate in the control group.
Reza 2007 <sup>21</sup>	100 women scheduled for elective cesarean section	There was not statistically significant difference in VAS for pain between two groups up to six hours postoperatively ( $P>0.05$ ). In addition, morphine requirements were not different between two groups at different time intervals up to six hours postoperatively ( $P>0.05$ ). There was not a statistically significant difference between two groups regarding postoperative anxiety score and vomiting frequency ( $P>0.05$ ).
Li 2012 <sup>22</sup>	60 women undergoing elective cesarean section	In the study group the mean HRV, as measured by the low frequency power (LF) value and the LF to high frequency power (LF/HF) ratio during Holter assessment, was significantly less after the music intervention but was not significantly changed in the control group. Moreover, the mean HF value was significantly increased, and the mean anxiety score was significantly decreased after the music intervention but not in the control group. Finally, the mean pain score obtained 6 hours after surgery was significantly lower in the study than in the control group
Handan 2017 <sup>23</sup>	60 women undergoing elective cesarean section.	The Visual Analogue Scale (VAS) scores before and during the procedure showed significantly lower scores for the experimental group, compared to the control group ( $p<0.05$ ). Music therapy reduces the physiological and cognitive responses of anxiety in patients undergoing multiple cesarean section, and can be used in the clinical practice
Ebneshahidi 2008 <sup>24</sup>	80 Women who underwent cesarean section.	Pain score and postoperative cumulative opioid consumption were significantly lower among patients in the music group ( $p < 0.05$ ), while there were no group differences in terms of anxiety score, blood pressure, or heart rate ( $p < 0.05$ ).
Chang 2005 <sup>25</sup>	64 women who were planning to have a cesarean delivery	No significant differences were found between the two groups in any of the physiological indexes. This controlled study provides evidence that music therapy can reduce anxiety and create a more satisfying experience for women undergoing cesarean delivery.
Norouzi 2013 <sup>26</sup>	90 Women who underwent repeat cesarean section.	No significant difference in the overall mean scores of maternal state anxiety score (MSA) between the groups at 6 hours after CS, but the severity of MSA in the experimental groups was less than in the control group ( $P= 0.02$ ).
Hepp 2018 <sup>27</sup>	304 Women who underwent cesarean section.	At skin suture, significantly lower anxiety levels were reported in the intervention group regarding State anxiety (31.56 vs. 34.41; $p = .004$ ) and visual analogue scale for anxiety (1.27 vs. 1.76; $p = .018$ ). Two hours after surgery, the measured visual analogue scale for anxiety score in the intervention group was still significantly lower (0.69 vs. 1.04; $p = .018$ ).

	Random sequence generation (selection bias)	Allocation concealment (selection bias)	Blinding of participants and personnel (performance bias)	Blinding of outcome assessment (detection bias)	Incomplete outcome data (attrition bias)	Selective reporting (reporting bias)	Other bias
Chang2005	?	?	●	?	+	+	+
ebneshahidi2008	?	?	●	+	+	+	+
Handan2017	●	?	+	?	+	+	+
Hepp 2018	+	+	●	+	+	+	+
Kushnir2012	+	?	●	?	+	+	●
li2012	+	?	●	?	+	+	+
morozi 2013	+	+	●	+	+	+	+
Reza2007	+	?	+	+	+	+	+

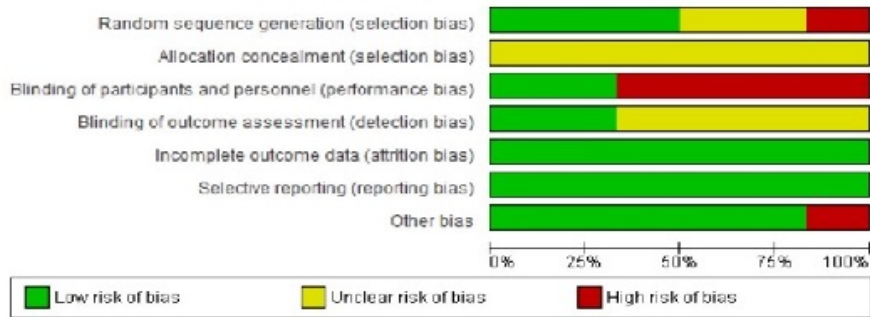


Figure 2: Risk of bias summary

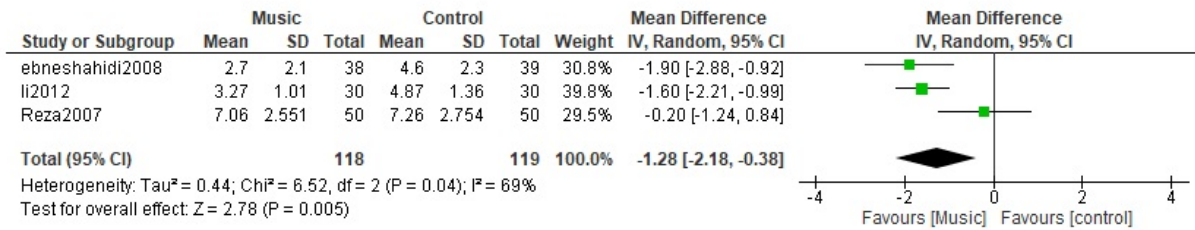
Risk of bias assessment

We used Cochrane’s risk of bias assessment tool and found an overall moderate risk of bias. All included studies reported adequate outcome reporting, proper selective reporting, and no missing data, therefore categorized as low risk of bias. Handan et al.<sup>23</sup> lacked randomization of patients; therefore, it was categorized as high risk. Due to the nature of the intervention (music), blinding of participants could not be achieved in our included studies. Therefore, they were

categorized as high risk. Other improperly addressed domains were categorized as an unclear risk (Figure 2).

Post-operative Pain

The overall mean difference of post-operative pain favored the music group over the non-music one (MD = -1.28, 95% CI [-2.18, -0.38], p = 0.005). Pooled studies were heterogeneous (p = 0.04; I<sup>2</sup> = 69%). Heterogeneity was best resolved by excluding Reza et al.<sup>21</sup> (Figure 3).



**Figure 3: Forest plot of postoperative pain**

Anxiety score

The overall mean difference of anxiety score favored the music group over the

non-music one (MD= -0.36, 95% CI [-0.56, -0.16], p<0.001). Pooled studies were homogenous (p= 0.65; I<sup>2</sup> = 0%) (Figure 4).



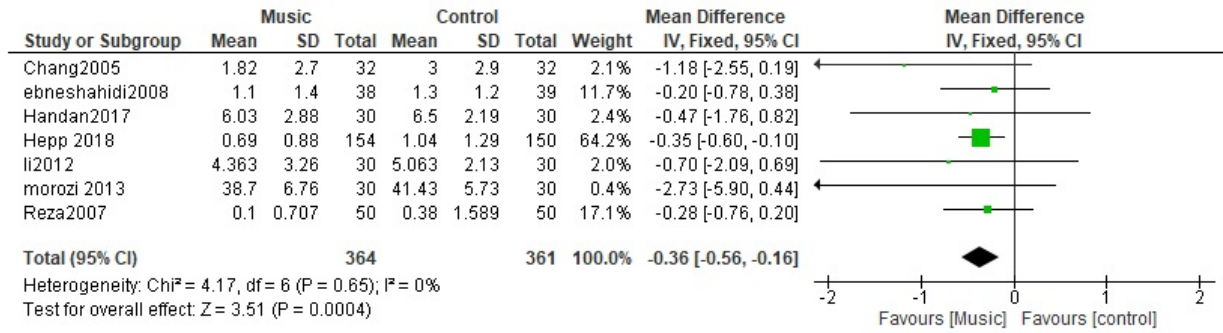


Figure 4: Forest plot of anxiety score

Systolic blood pressure

The overall mean difference of systolic blood pressure did not favor any of the

two groups (MD= -2.07, 95% CI [-5.45, 1.31], p = 0.002). Pooled studies were homogenous (p = 0.31; I<sup>2</sup> = 16%) (Figure 5).

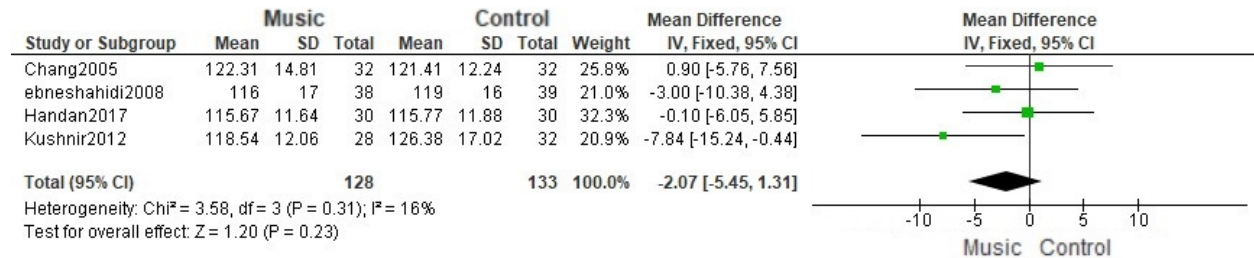


Figure 5: Forest plot of systolic blood pressure

Diastolic blood pressure

The overall mean difference of diastolic blood pressure did not favor any of the

two groups (MD= -1.93, 95% CI [-4.53, 0.67], p = 0.15). Pooled studies were homogenous (p = 0.45; I<sup>2</sup> = 0%) (Figure 6).

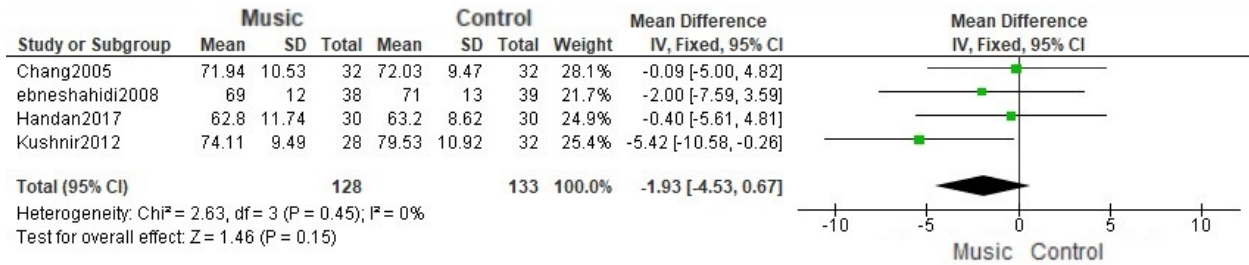


Figure 6: Forest plot of diastolic blood pressure

Heart rate

The overall mean difference of heart rate did not favor either of the two

groups (MD = -1.46, 95% CI [-7.49, 4.56], p = 0.63). Pooled studies were heterogeneous (p = 0.003; I<sup>2</sup> = 78%) (Figure 7).

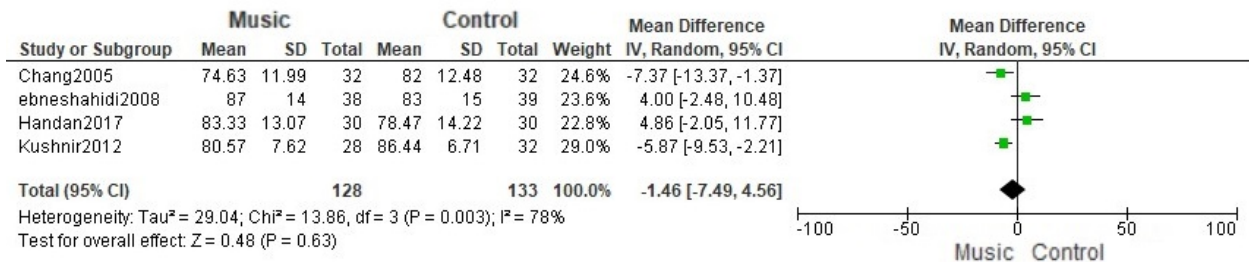


Figure 7: Forest plot of heart rate

**Discussion**

The present review showed that music significantly reduces postoperative pain after elective CS and helps in the reduction of anxiety in patients. Systolic and diastolic blood pressure (SBP & DBP) together with HR was not affected by music.

Three studies reported postoperative

pain scores. Reza et al.<sup>21</sup> found no significant difference while the other two studies<sup>22,24</sup> found a significant decrease in the music group. The net analysis was highly significant in favor of the music group (p=0.005). As for the SBP, DBP, and heart rate outcomes; four studies reported these outcomes.<sup>20,23-25</sup> Two studies found a significant decrease in SBP in the music group,<sup>20,25</sup> and the other two did not find any

difference.<sup>23,24</sup> The net analysis showed no significant effect of music on SBP. Only one study found a significant decrease in DBP and HR in the music group,<sup>20</sup> while the other three did not.<sup>23-25</sup>

As for the anxiety score, seven studies reported a minor non-significant effect of music in reducing anxiety.<sup>21-27</sup> When combined into a single analysis, the results favored the music group significantly ( $p=0.04$ ).

These findings are supported by other studies in the literature. Regarding the pain score, Nilsson et al.<sup>31</sup> performed a trial dividing their patients into three groups, two groups listened to music during CS and a control group. Pooled results showed a significant favor of the music groups over the control one. ( $p=0.001$ ) in terms of pain scores. Good et al.<sup>32</sup> found similar results in their RCT after gynecological surgery, a total of 311 patients were included in the trial which were divided into three groups, the first received normal care, the second was to listen to music, and the third group was given other relaxation techniques. The interventions were delivered once for two days, with each lasting for a quarter an hour. Pooled results showed a significant reduction of pain scores in the music group over the control ( $p=0.001$ ). Moreover, Laurion et al.<sup>33</sup> carried out a pilot study about the effect of music listening during gynaecological laparoscopy and found a significant decrease in pain scores in the music group ( $p=0.002$ ).

Additionally, Good et al.<sup>34</sup> carried out a cross-cultural quasi-experimental pretest-posttest study to investigate the

effect of music on pain in Korean women after gynecological surgery. Similarly, the results came in favor of the music group ( $p=0.04$ ). Hook et al.,<sup>35</sup> Taylor et al.,<sup>36</sup> and Ikonomidou et al.<sup>37</sup> found the same results significantly favouring the music groups ( $p<0.05$ , 0.03, and 0.04 respectively).

Regarding other associated outcomes: Nilsson et al.<sup>31</sup> measured post-operative fatigue and nausea scores with self-measured 5-degrees, and 4-degrees scores respectively. Results showed that music was not effective in preventing postoperative nausea, however, the music group experienced significantly less fatigue ( $p=0.001$ ). Hook et al.<sup>35</sup> measured anxiety scores in their study using the Visual Analogue Scale for Anxiety (VASA) and the State-Trait Anxiety Inventory (STAI). Results showed that the music groups had less incidence of anxiety than control groups ( $p=0.001$ ).

### **Strengths and Limitations**

Including only RCTs gives our study some strength. Our study is limited by the small sample size of the included studies with the total number of participants of 818. Furthermore, heterogeneity seems to be high in the heart rate outcome ( $I^2=78\%$ ). However, in our defence, this may be normal due to the nature of the study and the intervention. In addition, the risk of bias in the included studies was moderate according to the Cochrane's risk of bias assessment tool. Additionally, cultural differences may be an important confounder in the analysis of the results.

Despite the major differences among

the eight studies in evaluation of pain, postoperative painkiller protocols, use of VAS and determination of anxiety, we plotted only data which can be aggregated. They are mixed and the protocol bias is not negligible. The meta-analysis could be improved by separating the expected benefits of music at the different periods (pre-intra- and post-operative); this would add some interesting and practical information. However, this was not possible because of the different methods of the included eight studies.

## **Conclusion**

Our study has identified a clinically and statistically significant impact of music on pain scores and decreased anxiety levels in women scheduled for elective CS. Based on our results, we would recommend playing music before, during, and after CS.

## **References**

1. Mylonas I, Friese K. Indications for and Risks of Elective Cesarean Section. *Dtsch Arztebl Int.* 2015 Jul 20;112(29-30):489-95.  
<http://doi.org/10.3238/arztebl.2015.0489>  
PubMed PMID: 26249251; PubMed Central PMCID: PMC4555060.
2. Appropriate technology for birth. *Lancet.* 1985 Aug 24;2(8452):436-7.  
[https://doi.org/10.1016/S0140-6736\(85\)92750-3](https://doi.org/10.1016/S0140-6736(85)92750-3) PubMed PMID: 2863457.
3. Betrán AP, Merialdi M, Lauer JA, Bing-Shun W, Thomas J, Van Look P, Wagner M. Rates of caesarean section: analysis of global, regional and national estimates. *Paediatr Perinat Epidemiol.* 2007 Mar;21(2):98-113.  
<https://doi.org/10.1111/j.1365-3016.2007.00786.x> PubMed PMID: 17302638.
4. Ye J, Zhang J, Mikolajczyk R, Torloni MR, Gülmezoglu AM, Betran AP. Association between rates of caesarean section and maternal and neonatal mortality in the 21st century: a worldwide population-based ecological study with longitudinal data. *BJOG.* 2016 Apr;123(5):745-53.  
<https://doi.org/10.1111/1471-0528.13592> Epub 2015 Aug 24. PubMed PMID: 26331389; PubMed Central PMCID: PMC5014131.
5. Declercq E, Young R, Cabral H, Ecker J. Is a rising cesarean delivery rate inevitable? Trends in industrialized countries, 1987 to 2007. *Birth.* 2011 Jun;38(2):99-104.  
<https://doi.org/10.1111/j.1523-536X.2010.00459.x> Epub 2011 Mar 10. PubMed PMID: 21599731.
6. Caumo W, Schmidt AP, Schneider CN, Bergmann J, Iwamoto CW, Adamatti LC, Bandeira D, Ferreira MB. Risk factors for postoperative anxiety in adults. *Anaesthesia.* 2001 Aug;56(8):720-8.  
<https://doi.org/10.1046/j.1365-2044.2001.01842.x> PubMed PMID: 11493233.
7. Maheshwari D, Ismail S. Preoperative anxiety in patients selecting either general or regional anesthesia for elective cesarean section. *J Anaesthesiol Clin Pharmacol.* 2015 Apr-Jun;31(2):196-200.  
<https://doi.org/10.4103/0970-9185.155148> PubMed PMID: 25948900; PubMed Central PMCID: PMC4411833.

8. Lobel M, DeLuca RS. Psychosocial sequelae of cesarean delivery: review and analysis of their causes and implications. *Soc Sci Med.* 2007 Jun;64(11):2272-84. <https://doi.org/10.1016/j.socscimed.2007.02.028> Epub 2007 Mar 29. PubMed PMID: 17395349.
9. Kuo SY, Chen SR, Tzeng YL. Depression and anxiety trajectories among women who undergo an elective cesarean section. *PLoS One.* 2014 Jan 22;9(1):e86653. <https://doi.org/10.1371/journal.pone.0086653> eCollection 2014. PubMed PMID: 24466190; PubMed Central PMCID: PMC3899292.
10. Reck C, Zimmer K, Dubber S, Zipser B, Schlehe B, Gawlik S. The influence of general anxiety and childbirth-specific anxiety on birth outcome. *Arch Womens Ment Health.* 2013 Oct;16(5):363-9. <https://doi.org/10.1007/s00737-013-0344-0> Epub 2013 Apr 5. PubMed PMID: 23558948.
11. Hardy-Fairbanks AJ, Lauria MR, Mackenzie T, McCarthy M Jr. Intensity and unpleasantness of pain following vaginal and cesarean delivery: a prospective evaluation. *Birth.* 2013 Jun;40(2):125-33. <https://doi.org/10.1111/birt.12039> PubMed PMID: 24635467.
12. Nikolajsen L, Sørensen HC, Jensen TS, Kehlet H. Chronic pain following Caesarean section. *Acta Anaesthesiol Scand.* 2004 Jan;48(1):111-6. <https://doi.org/10.1111/j.1399-6576.2004.00271.x> PubMed PMID: 14674981.
13. Wiczorek PM. Regional analgesic techniques for postoperative cesarean section pain. *Int Anesthesiol Clin.* 2014 Spring;52(2):111-28. <https://doi.org/10.1097/AIA.0000000000000012> PubMed PMID: 24667451.
14. Dahl JB, Jeppesen IS, Jørgensen H, Wetterslev J, Møiniche S. Intraoperative and postoperative analgesic efficacy and adverse effects of intrathecal opioids in patients undergoing cesarean section with spinal anesthesia: a qualitative and quantitative systematic review of randomized controlled trials. *Anesthesiology.* 1999 Dec;91(6):1919-27. <https://doi.org/10.1097/0000542-199912000-00045> PubMed PMID: 10598635.
15. Saatsaz S, Rezaei R, Alipour A, Beheshti Z. Massage as adjuvant therapy in the management of post-cesarean pain and anxiety: A randomized clinical trial. *Complement Ther Clin Pract.* 2016 Aug;24:92-8. <https://doi.org/10.1016/j.ctcp.2016.05.014> Epub 2016 May 30. PubMed PMID: 27502807.
16. Midilli TS, Eser I. Effects of Reiki on Post-cesarean Delivery Pain, Anxiety, and Hemodynamic Parameters: A Randomized, Controlled Clinical Trial. *Pain Manag Nurs.* 2015 Jun;16(3):388-99. <https://doi.org/10.1016/j.pmn.2014.09.005> PubMed PMID: 26025798.
17. Yinger OS, Gooding LF. A systematic review of music-based interventions for procedural support. *J Music Ther.* 2015 Spring;52(1):1-77. <https://doi.org/10.1093/jmt/thv004> Epub 2015 Apr 15. PubMed PMID: 25878063.
18. Bradt J, Dileo C, Shim M. Music interventions for preoperative anxiety. *Cochrane Database Syst Rev.* 2013 Jun 6;(6):CD006908. <https://doi.org/10.1002/14651858.CD006908.pub2> PubMed PMID: 23740695.

19. Hole J, Hirsch M, Ball E, Meads C. Music as an aid for postoperative recovery in adults: a systematic review and meta-analysis. *Lancet*. 2015 Oct 24;386(10004):1659-71. [https://doi.org/10.1016/S0140-6736\(15\)60169-6](https://doi.org/10.1016/S0140-6736(15)60169-6) Epub 2015 Aug 12. Erratum in: *Lancet*. 2015 Oct 24;386(10004):1630. PubMed PMID: 26277246.
20. Kushnir J, Friedman A, Ehrenfeld M, Kushnir T. Coping with preoperative anxiety in cesarean section: physiological, cognitive, and emotional effects of listening to favorite music. *Birth*. 2012 Jun;39(2):121-7. <https://doi.org/10.1111/j.1523-536X.2012.00532.x> Epub 2012 May 17. PubMed PMID: 23281860.
21. Reza N, Ali SM, Saeed K, Abul-Qasim A, Reza TH. The impact of music on postoperative pain and anxiety following cesarean section. *Middle East J Anaesthesiol*. 2007 Oct;19(3):573-86. PubMed PMID: 18044285.
22. Li Y, Dong Y. Preoperative music intervention for patients undergoing cesarean delivery. *Int J Gynaecol Obstet*. 2012 Oct;119(1):81-3. <https://doi.org/10.1016/j.ijgo.2012.05.017> Epub 2012 Jul 15. PubMed PMID: 22795881.
23. Handan E, Sahiner NC, Bal MD, Dissiz M. Effects of Music during Multiple Cesarean Section Delivery. *J Coll Physicians Surg Pak*. 2018 Mar;28(3):247-249. <https://doi.org/10.29271/jcpsp.2018.03.247> PubMed PMID: 29544589.
24. Ebneshahidi A, Mohseni M. The effect of patient-selected music on early postoperative pain, anxiety, and hemodynamic profile in cesarean section surgery. *J Altern Complement Med*. 2008 Sep;14(7):827-31. <https://doi.org/10.1089/acm.2007.0752> PubMed PMID: 18803492.
25. Chang SC, Chen CH. Effects of music therapy on women's physiologic measures, anxiety, and satisfaction during cesarean delivery. *Res Nurs Health*. 2005 Dec;28(6):453-61. <https://doi.org/10.1002/nur.20102> PubMed PMID: 16287051.
26. Norouzi F, Keshavarz M, SeyedFatemi N, Montazeri A. The impact of kangaroo care and music on maternal state anxiety. *Complement Ther Med*. 2013 Oct;21(5):468-72. <https://doi.org/10.1016/j.ctim.2013.07.006> Epub 2013 Aug 14. PubMed PMID: 24050581.
27. Hepp P, Hagenbeck C, Gilles J, Wolf OT, Goertz W, Janni W, Balan P, Fleisch M, Fehm T, Schaal NK. Effects of music intervention during caesarean delivery on anxiety and stress of the mother a controlled, randomised study. *BMC Pregnancy Childbirth*. 2018 Nov 3;18(1):435. <https://doi.org/10.1186/s12884-018-2069-6> PubMed PMID: 30390639; PubMed Central PMCID: PMC6215648.
28. Moher D, Liberati A, Tetzlaff J, Altman DG; PRISMA Group. Preferred reporting items for systematic reviews and meta-analyses: the PRISMA statement. *Ann Intern Med*. 2009 Aug 18;151(4):264-9, W64. Epub 2009 Jul 20. <https://doi.org/10.7326/0003-4819-151-4-200908180-00135> PubMed PMID: 19622511.
29. Higgins JPT, Green S, editors. *Cochrane handbook for systematic reviews of interventions*. Chichester: John Wiley & Sons, Ltd; 2008. <https://doi.org/10.1002/9780470712184>
30. Higgins JPT, Altman DG, Sterne JAC. Assessing risk of bias in included studies, Chapter 8. Version 5.1.0. In: Higgins JPT, Green S, editors. *Cochrane handbook for systematic reviews of interventions*. 2011. <https://handbook-5-1.cochrane.org/>

31. Nilsson U, Rawal N, Uneståhl LE, Zetterberg C, Unosson M. Improved recovery after music and therapeutic suggestions during general anaesthesia: a double-blind randomised controlled trial. *Acta Anaesthesiol Scand*. 2001 Aug;45(7):812-7.  
<https://doi.org/10.1034/j.1399-6576.2001.045007812.x> PubMed PMID: 11472279.
32. Good M, Anderson GC, Stanton-Hicks M, Grass JA, Makii M. Relaxation and music reduce pain after gynecologic surgery. *Pain Manag Nurs*. 2002 Jun;3(2):61-70.  
<https://doi.org/10.1053/jpmn.2002.123846> PubMed PMID: 12050837.
33. Laurion S, Fetzer SJ. The effect of two nursing interventions on the postoperative outcomes of gynecologic laparoscopic patients. *J Perianesth Nurs*. 2003 Aug;18(4):254-61.  
[https://doi.org/10.1016/S1089-9472\(03\)00131-X](https://doi.org/10.1016/S1089-9472(03)00131-X) PubMed PMID: 12923753.
34. Good M, Ahn S. Korean and American music reduces pain in Korean women after gynecologic surgery. *Pain Manag Nurs*. 2008 Sep;9(3):96-103.  
<https://doi.org/10.1016/j.pmn.2008.02.002> Erratum in: *Pain Manag Nurs*. 2008 Dec;9(4):142. PubMed PMID: 18706380.
35. Hook L, Songwathana P, Petpichetchian W. Music therapy with female surgical patients: Effect of anxiety and pain. *Thai J Nurs Res*. 2008 Oct-Dec; 12(4):259-71.
36. Taylor A, Fisk NM, Glover V. Mode of delivery and subsequent stress response. *Lancet*. 2000 Jan 8;355(9198):120.  
[https://doi.org/10.1016/S0140-6736\(99\)02549-0](https://doi.org/10.1016/S0140-6736(99)02549-0) PubMed PMID: 10675176.
37. Ikonomidou E, Rehnström A, Naesh O. Effect of music on vital signs and postoperative pain. *AORN J*. 2004 Aug;80(2):269-74, 277-8.  
[https://doi.org/10.1016/S0001-2092\(06\)60564-4](https://doi.org/10.1016/S0001-2092(06)60564-4) PubMed PMID: 15382598.